



# Crankcase Ventilation Manager CVM200

Crankcase Ventilation Management for  
Emissions Compliance and a Cleaner Environment

CRANKCASE



# Genuine Crankcase Ventilation

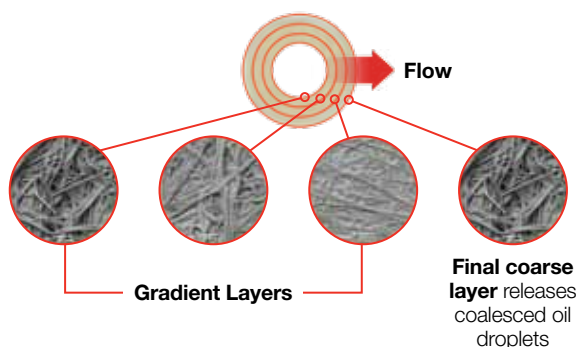
## Solutions You Can Depend On

For optimal engine performance and to support emissions regulations compliance, your diesel engine blow-by should contain minimal oil aerosol before routing to the engine intake air system (closed) or direct to the atmosphere (open). Cummins Filtration's new Fleetguard **CVM series** of crankcase ventilation (CV) solutions ensure crankcase ventilation systems for your emissions-certified engines do not compromise performance or the environment with oil mist and drips. The CV product line offers the industry's highest blow-by oil mist separation efficiency in a cost effective and versatile package.

### Anatomy of Fleetguard Crankcase Ventilation Management

#### Advanced oil separation through Proprietary Multi Density Media

Designed and manufactured by Cummins Filtration, the unique polymer webs of the media are tailored for optimal oil droplet removal from the blow-by gasses. The varied fiber sizes are arranged in an effective gradient structure. This creates optimal particle capture and coalescence to protect the environment and/or the intake air system



#### Integral mounting bracket

121 mm x 70 mm (4.76" x 2.75")  
bolt pattern with compression limiters

#### Threaded end caps

for quick and easy removal of the end caps at the time of service enabling top and bottom access for service

#### Integrated by-pass relief valve

protects the crankcase from excess pressure

#### Oil drain port

**(10 mm hose barb)**  
Routes separated oil back to oil sump



#### Blow-by gas inlet **(25.4 mm hose barb)**

blow-by inlet from engine

#### Glass reinforced nylon material

for light weight, heat resistance and containment of the oil coalescing element




#### Clean blow-by gas outlet **(25.4 mm hose barb)**

returns clean blow-by to the atmosphere, or engine air intake (2 possible configurations: left & right)

# CVM200

## High Performance in a Versatile Package

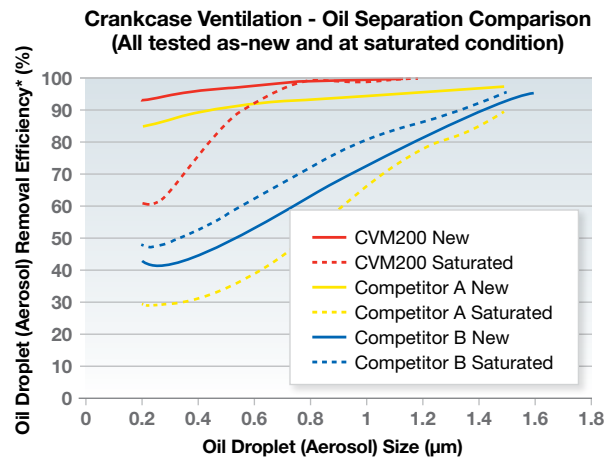
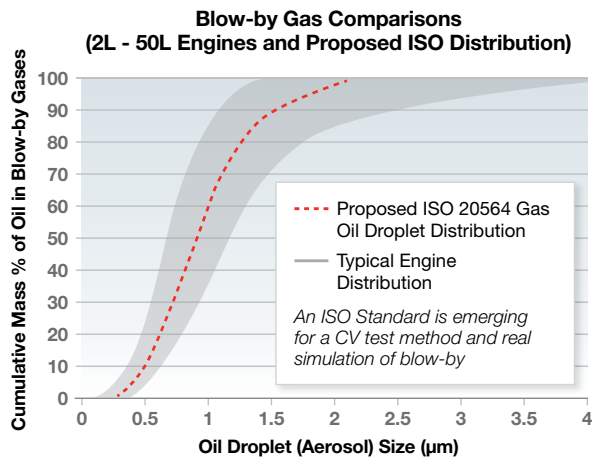
### CVM200 – Up to 200 L/min

CVM200	Part Number	Blow-by Outlet Orientation
	CV52035	
	CV52036	

Service all CVM200 units with CV52055 coalescer elements.

Media performance can be tuned to meet specific requirements, contact your Cummins Filtration account representative for further details

- High efficiency oil coalescing via a serviceable element
- Suitable for blow-by airflow rate up to 200 L/min
- Compact size for better engine packaging: 111 mm (D) × 145mm (W) × 267mm (H)
- Easy Serviceability – top and bottom service access, threaded end caps
- Top oriented blow-by inlet, two available outlet configurations
- Nonmetallic service coalescer service element



\* Tested using new proposed ISO 20564 aerosol distribution

### Science Yields Dependable Solutions

- Cummins Filtration "fingerprinted" blow-by gas distributions for engines from 2L to 50L displacement
- Proposed ISO 20564 blow-by distribution correlates to real-world engines
- Over 50% of the real-world blow-by gas mass is less than 0.90 µm droplet/particle size
- Crankcase blow-by gas management at small droplet/particle sizes is critical to engine compliance, performance and reliability

### Superior Crankcase Ventilation

- The CVM series offers the highest oil & particle removal efficiency
- High saturated efficiency is key to emissions regulation compliance, long service intervals and reliability of the engine air handling components
- The Fleetguard CVM series maintains superior saturated oil removal efficiency for the droplet (aerosol) sizes that comprise blow-by gases
- The saturated condition of the crankcase ventilation system accounts for up to 95% of the total service life

# Expertise in Crankcase Ventilation

Cummins Filtration meets the demands of crankcase ventilation management through the use of multiple patented technologies. The technologies related to the proprietary multi density media achieve service life that is up to 3X the life of competitive coalescing products. Cummins Filtration expertise provides a crankcase ventilation solution that helps to reduce your equipment operating costs. The coalescing technology reflected in the new CVM series has been installed on more than **3/4-million engines** with more being built each day.

## Other Products featured in CVM Product Line

### CVM280 – Up to 280 L/min

<b>CVM280T</b>	<b>Base Unit with Pressure Sensor</b>	<b>Blow-by Outlet Orientation</b>
	CV52023	
	CV52021	
	CV52019	

<b>CVM280B</b>	<b>Base Unit with Pressure Sensor</b>	<b>Blow-by Outlet Orientation</b>
	CV52015	
	CV52034	
	CV52008	

Service all CVM280 units with CV52053 coalescer element.

### CVM424 – Up to 424 L/min

<b>CVM424T</b>	<b>Base Unit with Pressure Sensor</b>	<b>Blow-by Outlet Orientation</b>
	CV52028	
	CV52017	
	CV52007	

<b>CVM424B</b>	<b>Base Unit with Pressure Sensor</b>	<b>Blow-by Outlet Orientation</b>
	CV52009	
	CV52006	
	CV52016	

Service all CVM424 units with CV52052 coalescer element.

## Custom Crankcase Ventilation Management Applications

A technical web portal is available for OEM engineers, providing 24-7 access to datasheets, envelope models and drawings. Please contact your Cummins Filtration Account Representative for more information.



For more detailed information on Fleetguard crankcase ventilation, please refer to the **Fleetguard Technical Information Catalog – LT32599** or visit **Fleetschool** at [cumminsfiltration.com](http://cumminsfiltration.com).

Connect with us online: [facebook.com/cumminsfiltration](https://www.facebook.com/cumminsfiltration) ■ [twitter.com/fleetguard](https://twitter.com/fleetguard) ■ [youtube.com/cumminsfiltration](https://www.youtube.com/cumminsfiltration)



For more information, visit [cumminsfiltration.com](http://cumminsfiltration.com)

LT36202NA  
©2011 Cummins Filtration Inc.  
Printed in USA on Recycled Paper